
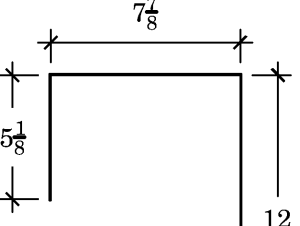
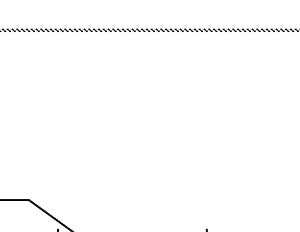


GENERAL NOTES	
A.	ALL WELDS ON BRACKET METAL SHALL BE TYPICAL @ 90° UNLESS NOTED OTHERWISE BY THE GENERAL CONTRACTOR
B.	ALL DIMENSIONS THAT ARE SHOWN ARE MEASURED FROM THE INTERIOR SIDE(ED) OF BRACKET METAL PANELS
C.	ALL DIMENSIONS THAT ARE SHOWN ARE FOR REFERENCE UNTIL VERIFIED IN FIELD.
D.	ANY CHANGES TO THESE DIMENSIONS SHOULD BE CLEARLY NOTED ON THE DRAWINGS.

<p>PANEL W1 QUANTITY: 138" LENGTH: 138" G. C. TO FIELD CUT/O ACCOMMODATE SO FETS</p>	
<p>PLAN VIEW: LEFT PORTAL (TENSANT SIDE)</p>	
<p>PANEL W3 QUANTITY: 138" LENGTH: 138" G. C. TO FIELD CUT/O ACCOMMODATE SO FETS</p>	
<p>PLAN VIEW: RIGHT PORTAL (MALL SIDE)</p>	
<p>PANEL W5 QUANTITY: 145 7/8" LENGTH: 145 7/8"</p>	
<p>SECTION VIEW: ENTRY SO FET (TENSANT SIDE)</p>	

BRAKE METAL SIGN OFF FORM
 FINISH/ COLOR WHITE
 ALL MEASUREMENTS ARE INSIDE DIMENSIONS (I,D)
 FINISH LINE INDICATED BY MEASUREMENT

WHITE PAGE: 1 of 2
 DATE: 07/24/14
 JOB NAME: CHARLOTTE RUSSE
 STORE NO./MALL NAME: 786 / MALL AT UNIVERSITY TOWN CENTER

PANEL: G2 QUANTITY: 1 LENGTH: 41' 7"	
<p>PLAN VIEW: LEFT TO P. PANEL (MALL SIDE)</p>	
PANEL: G4 QUANTITY: 1 LENGTH: 41' 7"	
<p>PLAN VIEW: RIGHT TO P. PANEL (MALL SIDE)</p>	
PANEL: G6 QUANTITY: 1 LENGTH: 14'	
<p>PLAN VIEW: RIGHT JAMB (MALL SIDE)</p>	
<p>CUSTOMER APPROVAL OF ALL DRAWINGS: (ALL PAGES MUST BE SIGNED)</p>	
COMPANY NAME: _____	
PRINT NAME: _____	
SIGNATURE: _____	
DATE: _____	
INTERNAL ADMIN USE ONLY	
QUALITY CONTROL	MATERIAL TYPE _____ / _____
RT GC/SECOND GC	RINSH/COLOR _____ / _____
	MEASURED ID _____ / _____
	RINSH SIZE INDICATED _____ / _____
	LENGTH/QTY _____ / _____

[illegible][illegible]

BRAKE METAL NOTES

1. DIMENSION FOR FRAMING AND SUBSTRATE FOR PIECE P1 DIMENSION "A" IS TO MATCH DIMENSION FOR FRAMING AND SUBSTRATE OF PIECE P4 DIMENSION "A". NO EXCEPTIONS
2. DIMENSION FOR FRAMING AND SUBSTRATE FOR PIECE P2 DIMENSION "B" IS TO MATCH DIMENSION FOR FRAMING AND SUBSTRATE OF PIECE P5 DIMENSION "B". NO EXCEPTIONS
3. DIMENSION FOR FRAMING AND SUBSTRATE FOR PIECE P3 DIMENSION "C" IS TO MATCH DIMENSION FOR FRAMING AND SUBSTRATE OF PIECES P4 & P5 DIMENSION "C". NO EXCEPTIONS
4. DIMENSION FOR FRAMING AND SUBSTRATE FOR PIECE P6 DIMENSION "D" IS TO MATCH DIMENSION FOR FRAMING AND SUBSTRATE OF PIECE P7 DIMENSION "D". NO EXCEPTIONS
5. DIMENSION FOR FRAMING AND SUBSTRATE FOR PIECE P1 DIMENSION "E" IS TO MATCH DIMENSION FOR FRAMING AND SUBSTRATE OF PIECE P2 DIMENSION "E". NO EXCEPTIONS
6. DIMENSIONS FOR FRAMING AND SUBSTRATE FOR PIECES P3 DIMENSION "F" AND PIECE P6 DIMENSION "F" IS TO MATCH DIMENSION FOR FRAMING AND SUBSTRATE OF PIECES P1 & P2 DIMENSION "E". NO EXCEPTIONS

- | | |
|--|---|
| <p>PANEL P7
 QUANTITY: 1
 LENGTH: 132 7/8"</p> <p>G.C. TO FIELD CUT
TO ACCOMMODATE
ADJACENT FRAMING</p> <p>1 1/2"</p> <p>132 7/8" D</p> <p>PLAN VIEW:
 RIGHT PORTAL/TENANT
 SIDE REFRONT DISPLAY SIDE</p> | <p>PANEL P8
 QUANTITY: 1
 LENGTH: 144"</p> <p>1 1/2"</p> <p>20 1/2"</p> <p>SECTION VIEW:
 SIGN BAND AT PORTAL
 (TENANT SIDE)</p> |
| <p>BRAKE METAL SIGN OFF FORM
 FINISH/ COLOR PINK
 ALL MEASUREMENTS ARE INSIDE DIMENSIONS (I.D)
 FINISH SIDE INDICATED BY MEASUREMENT</p> <p>PINK PAGE: 2 of 2
 DATE: 07.24.14
 JOB NAME: CHARLOTTE RUSSE
 STORE NO/MALL NAME: 786 / MALL AT UNIVERSITY TOWN CENTER</p> | |

A3.4